



a product of **PORTALP USA, Inc**
Commercial Sectional Overhead Door Operators

ZAP Items List 2022



Automatic Doors & Building Access Control

PORTALP USA, Inc.

Contact: sales@portalp.com

Phone: (412) 823-2537

WWW.PORTALP.COM

Control Units Incorporating SAFETYSENSE™ 800 Series 3 / 8800 Series 3 / 8800HP Series 3
Operators are designed to accept external receivers from other manufacturers.



825-3-B 115/230V
Controller, motor with 4" pulley, mounting hardware. UL 325 Approved photocell required to eliminate constant pressure close (**Sold Separately**). 1" Bore. For Low Headroom & Standard lift doors up to 120 sq. ft. Max door height 10' - See Operator Sizing Chart.

Nº 200.1323



8825-3-B 115/230V
Controller, motor with 4" pulley, mounting hardware. UL 325 Approved photocell required to eliminate constant pressure close (**Sold Separately**). 1" Bore. For Low Headroom & Standard lift doors up to 240 sq. ft Max door height 14' - See operator Sizing Chart.

Nº 200.1309



8825-3-HP-B 115/230V
Controller, motor with 6" pulley, mounting hardware, UL 325 Approved photocell required to eliminate constant pressure close (**Sold Separately**). 1" Bore. For Low Headroom and Standard lift doors up to 290 sq. ft. Max door height 19' - See operator Sizing Chart.

Nº 200.1334

825-3-C 115/230V
Controller, motor with 5" pulley, mounting hardware. UL 325 Approved photocell required to eliminate constant pressure close (**Sold Separately**). 1" Bore. For Door with up to 54" of High Lift & up to 120 sq. ft. Max door height 10' - See Operator Sizing Chart.

Nº 200.1324

8825-3-C 115/230V
Controller, motor with 5" pulley, mounting hardware. UL 325 Approved photocell required to eliminate constant pressure close. (**Sold Separately**). 1" Bore. For doors with up to 54" of High Lift & up to 240 sq. ft Max door height 14' - See operator Sizing Chart.

Nº 200.1310



8825-3-HP-C 115/230V
Controller, motor with 8" pulley, mounting hardware, UL 325 Approved photocell required to eliminate constant pressure close (**Sold Separately**). 1.25" Bore. 1.25" to 1" bore adapter included (200.1344.00). For Low Headroom and Standard lift doors up to 400 sq. ft. Max door height 20' - See operator Sizing Chart.

Nº 200.1335.00

825-3-D 115/230V
Controller, motor with 6" pulley, mounting hardware. UL 325 Approved photocell required to eliminate constant pressure close (**Sold Separately**). 1" Bore. For Vertical Lift doors & those with over 54" of High Lift up to 120 sq. ft. Max door height 10' - See Operator Sizing Chart.

Nº 200.1325

8825-3-D 115/230V
Controller, motor with 6" pulley, mounting hardware. UL 325 Approved photocell required to eliminate constant pressure close. (**Sold Separately**). 1" Bore. For Vertical Lift doors & those with over 54" of High Lift up to 120 sq. ft. Max door height 14' - See Operator Sizing Chart.

Nº 200.1311

8825-3-HP-D 115/230V
Controller, motor with 10" pulley, mounting hardware, UL 325 Approved photocell required to eliminate constant pressure close (**Sold Separately**). 1.25" Bore. 1.25" to 1" bore adapter included (200.1344.00). For Low Headroom and Standard lift doors up to 400 sq. ft. Max door height 20' - See operator Sizing Chart.

Nº 200.1336.00











Through Beam Photocells
UL 325 Approved 2-wire Through Beam Photocells. Nema 4X Rated Flexible mounting bracket.








Use With series 3 only.

Nº 630.1106.00








Replacement Motor Head Assemblies with Mounting Hardware & Motor Cables

		
<p>825-HWB Replacement Motor Head with 4" pulley and belt configuration, and accessories. 1" Bore</p> <p><i>Nº 200.1326</i></p>	<p>8825-HWB Replacement Motor Head with 4" pulley and belt configuration, and accessories. 1" Bore</p> <p><i>Nº 200.1317</i></p>	<p>8825-HP-HWB Replacement Motor Head with 6" pulley and belt configuration, and accessories. 1" Bore</p> <p><i>Nº 200.1337</i></p>
<p>825-HWC Replacement Motor Head with 5" pulley and belt configuration, and accessories. 1" Bore</p> <p><i>Nº 200.1327</i></p>	<p>8825-HWC Replacement Motor Head with 5" pulley and belt configuration, and accessories. 1" Bore</p> <p><i>Nº 200.1318</i></p>	
<p>825-HWD Replacement Motor Head with 6" pulley and belt configuration, and accessories. 1" Bore</p> <p><i>Nº 200.1328</i></p>	<p>8825-HWD Replacement Motor Head with 6" pulley and belt configuration, and accessories. 1" Bore</p> <p><i>Nº 200.1319</i></p>	<p>8825-HP-HWC Replacement Motor Head with 8" pulley and belt configuration, and accessories. Operator fits a 1.25" shaft and includes an adapter to fit a 1" shaft.</p> <p><i>Nº 200.1338</i></p> <p>8825-HP-HWD Replacement Motor Head with 10" pulley and belt configuration, and accessories. Operator fits a 1.25" shaft and includes an adapter to fit a 1" shaft.</p> <p><i>Nº 200.1339</i></p>
<p>Motors</p>  <p>8800-Motor</p>  <p>800-Motor</p>  <p>8800-HP-Motor</p>	<p>Replacement Motor for 800 Series Operators.</p> <p><i>Nº 630.1353</i></p> <p>Replacement Motor for 8800 Series Operators.</p> <p><i>Nº 630.1354</i></p> <p>Replacement Motor for 8800-HP Series Operators.</p> <p><i>Nº 630.1114</i></p>	<p>Motor Cable</p>  <p>26ft Motor Cable + Plug</p> <p><i>Nº 200.1320</i></p>

Replacement Controllers, Panels + Pulleys

ZAP Control Boxes		ZAP Control Boards		Driven Pulleys	
 <p>800-3-PB</p>		 <p>800-3-PNL</p>			
 <p>8800-3-PB</p>  <p>8800-3-HP-PB</p>		 <p>8800-3-PNL</p>  <p>8800-3-HP-PNL</p>		<p>100mm (4") Driven Pulley for 8825-B, 825-B. 1" Bore N° 720.1544</p>	
<p>800-3-PB 115VAC/230VAC Complete Replacement Controller with Hinged 3 Button Case Lid for all 800 Series 3 Operators. UL 325 Approved photocell required to eliminate constant pressure close. N° 200.1315</p>		<p>800-3-PNL 115VAC/230VAC Replacement Control Board for 800 Series 3, 3 Button Controllers (Only fits Series 3 Controller cases). UL 325 Approved photocell required to eliminate constant pressure close. N° 200.1268</p>		<p>125mm (5") Driven Pulley for 8825-C, 825-C. 1" Bore N° 720.1466</p>	
<p>8800-3-PB 115VAC/230VAC Complete Replacement Controller with Hinged 3 Button Case Lid for all 8800 Series 3 Operators. UL 325 Approved photocell required to eliminate constant pressure close. N° 200.1313</p>		<p>8800-3-PNL 115VAC/230VAC Replacement Control Board for 8800 Series 3, 3 Button Controllers (Only fits Series 3 Controller cases). UL 325 Approved photocell required to eliminate constant pressure close. N° 200.1266</p>		<p>150mm (6") Driven Pulley for 8825-D, 825-D and 8825-HPB. 1" Bore N° 720.1467</p>	
<p>8800-3-HP-PB 115VAC/230VAC Complete Replacement Controller with Hinged 3 Button Case Lid for all 8800-HP Series 3 Operators. UL 325 Approved photocell required to eliminate constant pressure close. N° 200.1314</p>		<p>8800-3-HP-PNL 115VAC/230VAC Replacement Control Board for 8800-HP Series 3, 3 Button Controllers (Only fits Series 3 Controller cases). UL 325 Approved photocell required to eliminate constant pressure close. N° 200.1267</p>		<p>203mm(8") Driven Pulley for 8825-HP-C with 1.25" Bore. N° 720.1465</p>	
<p>254mm(10") Driven Pulley for 8825-HP-D with 1.25" Bore. N° 720.1543</p>		<p>Motor Pulleys</p>  <p>Pulley for 825</p>  <p>Pulley for 8825</p>  <p>Pulley for 8825 HP</p>		<p>50 mm Motor Pulley for 825 N° 720.1528</p>	
<p>70 mm Motor Pulley for 8825 N° 720.1463</p>		<p>76 mm Motor Pulley for 8825 HP N° 720.1464</p>			

Replacement Parts.

Tensioning Wheel Assemblies			Bowden Cables		
					
					<p>Manual Over-Ride Lever. N° 720.1511</p>
Application	Size	Part Number	<p>Bowden Cable Assembly 2 Meters(6.5ft) with fittings (825/8825). N° 200.1307</p>		<p>Chains</p> 
825-B	AX22	N° 720.1549			
825-C	AX23	N° 720.1546	<p>Bowden Cable Assembly 5.5 Meters(17.75ft) with fittings. N° 200.1557</p>		<p>5 ft. chain 825-B, 8825-B N° 720.1819</p>
825-D, 8825-B	AX25	N° 720.1551			
8825-C	AX27	N° 720.1550	<p>Tensioning Wheel Assemblies</p> 		<p>10 ft. chain 825-C, 8825-C N° 720.1820</p>
8825-D, 8825-HPB	AX29	N° 720.1553			
8825-HP-C	AX37	N° 720.2105	<p>Tensioning Wheel Assembly for 825 and 8825. N° 200.1570</p>		<p>Buttons</p>  <p>BLACK Button RED Stop Button</p>
8825-HP-D	AX41	N° 720.1547			
Bearings					<p>Replacement Open/Close Black Button with Seal. N° 630.1095</p>
 <p>800-3-PB 8800-3-PB 8800-3-HP-PB</p>					
<p>68 mm Bearing for 1" shaft (2 req). N° 720.1468</p>					<p>Replacement Red Stop Button with Seal. N° 630.1096</p>
<p>68 mm Radial Ball Bearing for 1" shaft (2 req). N° 710.1885</p>			<p>Tensioning Wheel Assembly for 8825-HP. N° 200.1568</p>		
<p>83 mm Bearing for 1.25" shaft (2 req). N° 720.1469</p>					

Accessories

		
<p>8830 Battery Backup for 800-8800 units. The 8830 is designed to offer safe operation of your sectional commercial overhead doors. The 8830 Battery Backup will operate all 800 series, all 8800 series and 8800 HP controllers. It is charged using the current limited constant voltage charging system. The system is short circuit proof and reverse connection proof.</p> <p>N° 630.1229</p>	<p>82-TLM Controls RED and GREEN Traffic Lights for though traffic (requires Traffic Lights). Incorporates a DOOR CLOSED interlock for operating and Airlock Scheme with a second door All Dry Contacts can be used as an Accessory Control Device.</p> <p>N° 630.1228</p>	<p>1 ¼" Hollow shaft extender</p> <p>N° 720.1613</p>
		
<p>82-DTLM Dock Interlock Module. Controls RED and GREEN Dock Traffic Lights (requires Traffic Lights). Incorporates Door Open Interlock to inhibit leveler movement until the door is open. All Dry Contacts can be used as an Accessory Control Device.</p> <p>N° 630.1225.00</p>	<p>822 DOCK INTERLOCK MODULE Dock Interlock Module like above Controls RED and GREEN Dock Traffic Lights (requires Traffic Lights). Incorporates Door Open Interlock to inhibit leveler movement until the door is open All Dry Contacts can be used as an Accessory Control Device Activates Pre-Announcement of Pending Door Closure (Requires warning light or audible device).</p> <p>N° 630.1231</p>	<p>1" Hollow shaft extender</p> <p>N° 720.1612</p>
		
<p>871 Interface Expansion Module Used For Control Terminal Expansion.</p> <p>N° 630.1168</p>		